



ASBK.COM.AU f t i y

Round 7 : Phillip Island GP Circuit : October 12 - 14

YAMAHA MOTOR FINANCE R3 CUP

Qualifying 2

Date: 13/10/18
Event: Q09
Weather: Sunny - Temp: 18.1C
Track: Dry - Temp: 40.7C

Started at: 13:15:02
Laps: 15 Min
Starters: 20
Printed at: 13:35

PROVISIONAL CLASSIFICATION

Pos	No	Name	Machine	Fastest Lap	On Lap	Behind Prev	Behind Leader	Top Speed
1	20	Hunter FORD (NSW) / Yamaha / YRD / South Sydney Comm. / Sport Savvy / Sunatio / Total Property Maint.	Yamaha YZF-R3	1:49.503	3 of 7			197
2	127	Max STAUFFER (NSW) / Rock Oil / Suomy / YRD / Doctor Mak / Speed Angle / Shark Leathers / Chris Watson M-c	Yamaha YZF-R3	1:49.730	5 of 8	.227	.227	195
3	10	Callum O'BRIEN (WA) / Banhams WA	Yamaha YZF-R3	1:49.958	4 of 7	.228	.455	196
4	28	Tayla RELPH (QLD) / Baldavis Forklifts	Yamaha YZF-R3	1:50.085	4 of 8	.127	.582	195
5	43	Harry KHOURI (NSW) / Excite M-sports / Shark Leathers / Hi-tec Oils / NSW Helicopters / Race Center	Yamaha YZF-R3	1:50.124	8 of 8	.039	.621	189
6	44	Tom BRAMICH (VIC) / JLT / Yamaha / Nolan	Yamaha YZF-R3	1:50.589	7 of 7	.465	1.086	196
7	87	Zac LEVY (QLD) / Puma RV's / Yamaha bLU cRU / Kabuto Helmets / FIVE Gloves / Hannay Lawyers	Yamaha YZF-R3	1:50.689	3 of 8	.100	1.186	186
8	17	Zane FORD (NSW) / Yamaha / YRD / South Sydney Comm. / Sport Savvy / Sunatio / Total Property Maint.	Yamaha YZF-R3	1:50.742	5 of 8	.053	1.239	191
9	58	Mitch KUHNE (QLD) / Shark Leathers / Nolan Helmets / Phresh Ink / Liqui Moly / Moto Products	Yamaha YZF-R3	1:50.765	5 of 8	.023	1.262	197
10	49	Stephanie REDMAN (QLD) / Awesome Haz #43	Yamaha YZF-R3	1:50.985	8 of 8	.220	1.482	195
11	151	Lucky TAYLOR (QLD) / Shark Leathers / RideDynamics / X-lite Helmets / Liqui Moly / LKI Brand / Quicklap Perf.	Yamaha YZF-R3	1:51.100	3 of 7	.115	1.597	188
12	308	John LYTRAS (QLD) / Caboolture Yamaha / Australian Civil Solns. / Dave's Smash Repairs / Sunatio Leathers	Yamaha YZF-R3	1:51.908	8 of 8	.808	2.405	177
13	355	Laura BROWN (NSW) / WNR / Shark Helmets / Falco M-cycle Boots / GB Racing / Motul / Pirelli	Yamaha YZF-R3	1:51.938	5 of 8	.030	2.435	188
14	15	Bronson PICKETT (WA) / Silkolene Oils / M&B Rubbish Disposal	Yamaha YZF-R3	1:52.103	5 of 8	.165	2.600	187
15	68	Luke POWER (VIC) / G. Williams Eng. / Traction Control Susp. / APT Wealth / HPC Coatings / RTR	Yamaha YZF-R3	1:52.260	5 of 8	.157	2.757	188
16	25	Luke JHONSTON (NSW) / Motul / Davis Bikeworx / Moto Garage	Yamaha YZF-R3	1:52.699	8 of 8	.439	3.196	188
17	70	Troy RYAN (NSW) / Taree M-cycles / Yamaha YRD / SBS Brakes / DNA Filters / Forma Boots	Yamaha YZF-R3	1:52.883	5 of 8	.184	3.380	192
18	96	Jake BRETT (NSW) / BikeBiz / Alpinestars / HJC Helmets / West Sliders / Prospect Dental Clinic	Yamaha YZF-R3	1:52.976	5 of 6	.093	3.473	190
19	334	Jack COUSENS (VIC) / Cousens Eng. / Dandenong Packaging Machinery / TM Performance / A.T Racing	Yamaha YZF-R3	1:55.000	7 of 7	2.024	5.497	173
20	73	John HAZELDENE (VIC) / Hazeldenes Chicken Farm PL	Yamaha YZF-R3	1:57.602	3 of 5	2.602	8.099	181

Current best lap for R3 class - 1:48.910 by Lucky TAYLOR (QLD) on a Yamaha YZF-R3 set on 13/10/18

The results are provisional until the end of the time limit for protests and appeals.

Scott Lang
Chief Time Keeper - Scott Lang

Tom Williams
Clerk of Course - Tom Williams



www.computime.com.au
COMPUTIME RACE TIMING SYSTEMS PTY LTD



ASBK.COM.AU f t i y

Round 7 : Phillip Island GP Circuit : October 12 - 14

YAMAHA MOTOR FINANCE R3 CUP

Qualifying 2

Date: 13/10/18
 Event: Q09
 Weather: Sunny - Temp: 18.1C
 Track: Dry - Temp: 40.7C

Started at: 13:15:02
 Laps: 15 Min
 Starters: 20
 Printed at: 13:35

PROVISIONAL LAP TIMES


No	Name	Lap 1	Lap 2	Lap 3	Lap 4	Lap 5	Lap 6	Lap 7	Lap 8
10	Callum O'BRIEN (WA)	2:23.126	3:33.450	1:51.034	1:49.958	1:56.556	1:55.686	1:51.229	
15	Bronson PICKETT (WA)	2:04.175	1:55.806	1:54.112	1:52.253	1:52.103	1:55.833	1:53.875	1:52.886
17	Zane FORD (NSW)	2:04.747	1:57.862	1:52.446	1:51.685	1:50.742	1:54.946	1:50.920	1:51.164
20	Hunter FORD (NSW)	2:04.993	1:52.802	1:49.503	1:53.436	1:49.831	1:55.940	1:49.779	
25	Luke JHONSTON (NSW)	2:04.348	1:55.856	1:54.897	1:53.361	1:52.902	1:53.250	1:52.923	1:52.699
28	Tayla RELPH (QLD)	2:04.251	1:52.201	1:50.609	1:50.085	1:51.853	1:55.420	1:50.443	1:51.269
43	Harry KHOURI (NSW)	2:03.349	2:01.989	1:50.585	1:50.882	1:52.560	1:52.030	1:50.955	1:50.124
44	Tom BRAMICH (VIC)	2:06.007	1:51.504	1:51.369	1:51.234	1:52.665	1:54.550	1:50.589	
49	Stephanie REDMAN (QLD)	2:05.357	1:52.152	1:51.167	1:52.055	1:51.213	1:54.503	1:51.055	1:50.985
58	Mitch KUHNE (QLD)	1:59.516	1:52.231	1:51.025	1:51.104	1:50.765	1:55.389	1:51.312	1:50.868
68	Luke POWER (VIC)	1:59.698	1:54.456	1:56.907	1:52.432	1:52.260	1:53.099	1:53.091	1:52.621
70	Troy RYAN (NSW)	2:04.135	1:55.137	1:54.793	1:53.767	1:52.883	1:53.523	1:52.954	1:53.339
73	John HAZELDENE (VIC)	2:07.509	1:58.576	1:57.602	1:58.324	1:57.975			
87	Zac LEVY (QLD)	2:05.549	1:51.595	1:50.689	1:51.842	1:51.793	2:51.895	1:57.533	1:51.235
96	Jake BRETT (NSW)	2:04.967	1:54.735	1:55.528	1:53.515	1:52.976	1:53.721		
127	Max STAUFFER (NSW)	2:04.003	2:00.765	1:50.003	1:51.723	1:49.730	1:55.339	1:49.855	1:50.865
151	Lucky TAYLOR (QLD)	2:06.104	1:51.646	1:51.100	1:51.978	1:55.361	4:58.401	1:57.562	
308	John LYTRAS (QLD)	1:59.972	1:53.668	1:52.773	1:52.505	1:52.411	1:52.459	1:52.056	1:51.908
334	Jack COUSENS (VIC)	3:30.317	2:02.805	1:55.901	1:55.280	1:55.847	1:55.350	1:55.000	
355	Laura BROWN (NSW)	2:07.966	1:53.168	1:51.991	1:52.434	1:51.938	1:53.735	1:52.421	1:54.586

The results are provisional until the end of the time limit for protests and appeals.



Chief Time Keeper - Scott Lang

Clerk of Course - Tom Williams



www.computime.com.au
 COMPUTIME RACE TIMING SYSTEMS PTY LTD



ASBK.COM.AU f t i y

Round 7 : Phillip Island GP Circuit : October 12 - 14

YAMAHA MOTOR FINANCE R3 CUP

Qualifying 2

Date: 13/10/18
 Event: Q09
 Weather: Sunny - Temp: 18.1C
 Track: Dry - Temp: 40.7C


Started at: 13:15:02
 Laps: 15 Min
 Starters: 20
 Printed at: 13:35

PROVISIONAL SPLIT TIMES

Lap	Split 1	Split 2	Split 3	Split 4	Lap Time	Spd	Lap	Split 1	Split 2	Split 3	Split 4	Lap Time	Spd
10 Callum O'BRIEN (WA) (3rd)							25 Luke JHONSTON (NSW) (16th)						
1	36.280	38.764	25.529	42.553	2:23.126 P		1	35.275	34.494	22.071	32.508	2:04.348 P	
2	33.434	1:55.872	33.488	30.656	3:33.450	150	2	29.413	33.765	21.518	31.160	1:55.856	174
3	26.540	32.868	21.084	30.542	1:51.034	190	3	28.182	32.988	22.448	31.279	1:54.897	174
4	26.629	32.024	20.983	30.322	1:49.958	188	4	27.183	33.127	21.672	31.379	1:53.361	188
5	26.792	32.903	25.213	31.648	1:56.556	196	5	27.423	32.961	21.244	31.274	1:52.902	187
6	26.597	32.328	20.851	35.910	1:55.686	190	6	27.280	32.224	21.937	31.809	1:53.250	188
7	27.245	32.458	21.162	30.364	1:51.229	180	7	27.407	32.524	21.203	31.789	1:52.923	188
							8	27.927	32.361	21.365	31.046	1:52.699	175
15 Bronson PICKETT (WA) (14th)							28 Tayla RELPH (QLD) (4th)						
1	35.042	34.216	22.054	32.863	2:04.175 P		1	36.159	33.632	22.533	31.927	2:04.251 P	
2	29.514	33.081	21.879	31.332	1:55.806	170	2	27.137	33.012	20.972	31.080	1:52.201	188
3	27.744	33.099	22.081	31.188	1:54.112	183	3	26.756	32.137	21.102	30.614	1:50.609	182
4	26.918	32.470	21.887	30.978	1:52.253	182	4	26.412	32.074	21.119	30.480	1:50.085	195
5	27.372	33.177	21.193	30.361	1:52.103	187	5	27.527	32.577	21.281	30.468	1:51.853	176
6	26.585	32.913	24.173	32.162	1:55.833	186	6	26.802	32.625	22.791	33.202	1:55.420	184
7	27.695	33.017	21.438	31.725	1:53.875	179	7	26.806	32.414	20.862	30.361	1:50.443	186
8	27.369	32.854	21.433	31.230	1:52.886	182	8	26.955	31.983	21.855	30.476	1:51.269	181
17 Zane FORD (NSW) (8th)							43 Harry KHOURI (NSW) (5th)						
1	34.511	34.956	22.502	32.778	2:04.747 P		1	35.835	33.495	21.483	32.536	2:03.349 P	
2	30.203	34.453	21.682	31.524	1:57.862	164	2	28.498	41.636	21.109	30.746	2:01.989	187
3	27.350	32.835	21.464	30.797	1:52.446	178	3	26.796	32.557	20.946	30.286	1:50.585	187
4	26.750	32.508	21.648	30.779	1:51.685	191	4	26.636	32.422	20.942	30.882	1:50.882	187
5	26.945	32.326	21.309	30.162	1:50.742	187	5	27.020	32.928	21.344	31.268	1:52.560	189
6	27.389	32.923	22.341	32.293	1:54.946	182	6	26.854	32.081	21.854	31.241	1:52.030	185
7	27.613	32.397	20.858	30.052	1:50.920	175	7	27.112	32.196	20.876	30.771	1:50.955	188
8	26.687	32.769	21.195	30.513	1:51.164	185	8	26.865	32.105	21.059	30.095	1:50.124	184
20 Hunter FORD (NSW) (1st)							44 Tom BRAMICH (VIC) (6th)						
1	37.243	33.963	22.400	31.387	2:04.993 P		1	38.660	33.792	22.371	31.184	2:06.007 P	
2	27.120	32.968	22.072	30.642	1:52.802	182	2	26.960	32.576	21.329	30.639	1:51.504	188
3	26.345	31.949	20.984	30.225	1:49.503	186	3	26.943	32.487	21.487	30.452	1:51.369	186
4	27.061	34.723	21.489	30.163	1:53.436	179	4	26.793	32.330	21.233	30.878	1:51.234	188
5	26.392	32.073	20.989	30.377	1:49.831	197	5	28.908	32.638	20.929	30.190	1:52.665	172
6	26.972	33.587	24.225	31.156	1:55.940	177	6	26.848	32.281	24.053	31.368	1:54.550	196
7	26.458	32.039	20.829	30.453	1:49.779	188							

Scott Lang
 Chief Time Keeper - Scott Lang

Tom Williams
 Clerk of Course - Tom Williams





ASBK.COM.AU f t i

Round 7 : Phillip Island GP Circuit : October 12 - 14

YAMAHA MOTOR FINANCE R3 CUP

Qualifying 2

Date: 13/10/18
Event: Q09
Weather: Sunny - Temp: 18.1C
Track: Dry - Temp: 40.7C


Started at: 13:15:02
Laps: 15 Min
Starters: 20
Printed at: 13:35

PROVISIONAL SPLIT TIMES

Lap	Split 1	Split 2	Split 3	Split 4	Lap Time	Spd	Lap	Split 1	Split 2	Split 3	Split 4	Lap Time	Spd	
7	26.882	32.317	<u>20.844</u>	30.546	<u>1:50.589</u>	188	5	27.186	<u>32.762</u>	21.470	31.465	<u>1:52.883</u>	191	
							6	27.206	32.818	21.801	31.698	1:53.523	182	
							7	<u>27.063</u>	33.086	21.341	31.464	1:52.954	192	
							8	27.588	33.031	21.399	31.321	1:53.339	179	
49 Stephanie REDMAN (QLD) (10th)	1	37.299	33.790	22.669	31.599	2:05.357 P								
	2	27.084	33.017	21.301	30.750	1:52.152	188							
	3	26.806	32.666	21.080	30.615	1:51.167	187							
	4	26.679	32.895	21.369	31.112	1:52.055	195							
	5	26.946	32.580	21.115	<u>30.572</u>	1:51.213	190							
	6	<u>26.535</u>	32.792	23.414	31.762	1:54.503	191							
	7	27.067	32.394	<u>20.884</u>	30.710	1:51.055	189							
	8	26.803	<u>32.353</u>	21.054	30.775	<u>1:50.985</u>	190							
							73 John HAZELDENE (VIC) (20th)							
							1	36.286	35.705	22.569	32.949	2:07.509 P		
							2	29.009	35.056	22.182	<u>32.329</u>	1:58.576	169	
							3	<u>27.989</u>	34.418	22.354	32.841	<u>1:57.602</u>	181	
							4	28.907	<u>34.288</u>	22.240	32.889	1:58.324	169	
							5	28.738	34.326	<u>22.097</u>	32.814	1:57.975	168	
							58 Mitch KUHNE (QLD) (9th)							
	1	32.355	33.518	22.207	31.436	1:59.516 P								
	2	26.853	32.780	21.312	31.286	1:52.231	186							
	3	27.313	<u>32.294</u>	21.076	30.342	1:51.025	182							
	4	26.820	32.598	21.254	30.432	1:51.104	194							
	5	26.920	32.380	21.141	<u>30.324</u>	<u>1:50.765</u>	191							
	6	26.776	33.488	23.848	31.277	1:55.389	197							
	7	26.966	32.428	20.987	30.931	1:51.312	192							
	8	<u>26.723</u>	32.623	<u>20.922</u>	30.600	1:50.868	187							
							87 Zac LEVY (QLD) (7th)							
							1	38.009	33.619	22.225	31.696	2:05.549 P		
							2	27.247	32.436	21.339	30.573	1:51.595	179	
							3	27.046	<u>32.155</u>	<u>20.852</u>	30.636	<u>1:50.689</u>	186	
							4	27.183	32.666	21.390	30.603	1:51.842	179	
							5	27.802	32.197	21.390	<u>30.404</u>	1:51.793	166	
							6	<u>26.799</u>	32.635	27.083	1:25.378	2:51.895	183	
							7	32.150	32.678	21.407	31.298	1:57.533 P		
							8	27.100	32.262	21.206	30.667	1:51.235	176	
							68 Luke POWER (VIC) (15th)							
	1	32.750	33.818	21.548	31.582	1:59.698 P								
	2	27.670	33.302	21.798	31.686	1:54.456	188							
	3	29.299	35.521	21.157	<u>30.930</u>	1:56.907	168							
	4	<u>26.839</u>	32.933	21.186	31.474	1:52.432	187							
	5	27.102	33.067	<u>21.152</u>	30.939	<u>1:52.260</u>	186							
	6	26.856	<u>32.198</u>	22.157	31.888	1:53.099	187							
	7	27.774	33.081	21.184	31.052	1:53.091	179							
	8	27.261	32.707	21.401	31.252	1:52.621	176							
							96 Jake BRETT (NSW) (18th)							
							1	34.866	34.758	22.148	33.195	2:04.967 P		
							2	28.540	33.016	21.922	<u>31.257</u>	1:54.735	184	
							3	27.853	33.746	22.400	31.529	1:55.528	180	
							4	<u>26.858</u>	33.345	21.740	31.572	1:53.515	189	
							5	27.022	32.916	<u>21.565</u>	31.473	<u>1:52.976</u>	190	
							6	26.874	<u>32.793</u>	21.878	32.176	1:53.721	183	
							127 Max STAUFFER (NSW) (2nd)							
							1	35.105	33.904	24.178	30.816	2:04.003 P		
							2	29.894	39.067	21.065	30.739	2:00.765	187	
							3	26.706	<u>31.899</u>	20.951	30.447	1:50.003	185	
							4	26.704	32.875	21.103	31.041	1:51.723	188	
							5	<u>26.474</u>	32.078	20.940	30.238	<u>1:49.730</u>	188	
							6	26.790	32.977	24.092	31.480	1:55.339	195	
							70 Troy RYAN (NSW) (17th)							
	1	35.163	34.181	22.189	32.602	2:04.135 P								
	2	28.194	33.766	21.879	31.298	1:55.137	180							
	3	27.941	33.394	22.287	<u>31.171</u>	1:54.793	177							
	4	27.513	33.522	<u>21.281</u>	31.451	1:53.767	187							

Scott Lang
Chief Time Keeper - Scott Lang

Tom Williams
Clerk of Course - Tom Williams





ASBK.COM.AU f t i y

Round 7 : Phillip Island GP Circuit : October 12 - 14

YAMAHA MOTOR FINANCE R3 CUP

Qualifying 2

Date: 13/10/18
Event: Q09
Weather: Sunny - Temp: 18.1C
Track: Dry - Temp: 40.7C

Started at: 13:15:02
Laps: 15 Min
Starters: 20
Printed at: 13:35

PROVISIONAL SPLIT TIMES


Lap	Split 1	Split 2	Split 3	Split 4	Lap Time	Spd	Lap	Split 1	Split 2	Split 3	Split 4	Lap Time	Spd
7	26.613	32.334	<u>20.729</u>	<u>30.179</u>	1:49.855	187	334 Jack COUSENS (VIC) (19th)						
8	26.588	32.365	21.003	30.909	1:50.865	188	1	34.596	34.838	22.400	1:58.483	3:30.317 P	
							2	34.779	34.342	22.091	31.593	2:02.805 P	
							3	28.173	33.994	21.987	31.747	1:55.901	173
151 Locky TAYLOR (QLD) (11th)							4	<u>28.083</u>	33.769	21.819	31.609	1:55.280	173
1	39.009	33.691	22.572	30.832	2:06.104 P		5	28.345	33.689	22.006	31.807	1:55.847	172
2	27.475	32.540	21.343	<u>30.288</u>	1:51.646	182	6	28.185	33.664	21.929	31.572	1:55.350	172
3	<u>26.490</u>	32.239	21.132	31.239	<u>1:51.100</u>	188	7	28.162	<u>33.487</u>	<u>21.816</u>	<u>31.535</u>	<u>1:55.000</u>	171
4	27.110	32.769	21.600	30.499	1:51.978	185							
5	26.686	36.923	<u>20.751</u>	31.001	1:55.361	188	355 Laura BROWN (NSW) (13th)						
6	26.680	<u>31.669</u>	24.691	3:35.361	4:58.401	186	1	39.464	34.867	22.266	31.369	2:07.966 P	
7	33.543	32.345	21.050	30.624	1:57.562 P		2	27.262	33.091	21.491	31.324	1:53.168	184
							3	27.404	32.564	21.289	<u>30.734</u>	1:51.991	181
308 John LYTRAS (QLD) (12th)							4	27.183	32.698	21.421	31.132	1:52.434	188
1	33.610	33.289	21.614	31.459	1:59.972 P		5	27.255	32.731	21.140	30.812	<u>1:51.938</u>	182
2	28.238	32.747	21.492	31.191	1:53.668	170	6	<u>27.137</u>	<u>32.287</u>	21.687	32.624	1:53.735	183
3	27.897	32.437	21.308	31.131	1:52.773	173	7	27.516	32.378	<u>21.065</u>	31.462	1:52.421	180
4	27.681	32.500	21.226	31.098	1:52.505	177	8	29.258	32.793	21.349	31.186	1:54.586	177
5	27.748	32.456	<u>21.173</u>	31.034	1:52.411	174							
6	27.782	32.321	21.267	31.089	1:52.459	171							
7	27.620	32.295	21.176	30.965	1:52.056	174							
8	<u>27.499</u>	<u>32.147</u>	21.353	<u>30.909</u>	<u>1:51.908</u>	175							

The results are provisional until the end of the time limit for protests and appeals.



Chief Time Keeper - Scott Lang

Clerk of Course - Tom Williams



www.computime.com.au

COMPUTIME RACE TIMING SYSTEMS PTY LTD



ASBK.COM.AU f t i y

Round 7 : Phillip Island GP Circuit : October 12 - 14

YAMAHA MOTOR FINANCE R3 CUP

Qualifying 2

Date: 13/10/18
 Event: Q09
 Weather: Sunny - Temp: 18.1C
 Track: Dry - Temp: 40.7C

Started at: 13:15:02
 Laps: 15 Min
 Starters: 20
 Printed at: 13:35


PROVISIONAL FASTEST LAPS SEQUENCE

Race Time	No	Name	Machine	Fastest Lap	On Lap
2:08.696	15	Bronson PICKETT (WA)	Yamaha YZF-R3	2:04.175	1
2:09.111	70	Troy RYAN (NSW)	Yamaha YZF-R3	2:04.135	1
2:09.572	43	Harry KHOURI (NSW)	Yamaha YZF-R3	2:03.349	1
2:09.650	68	Luke POWER (VIC)	Yamaha YZF-R3	1:59.698	1
2:16.762	58	Mitch KUHNE (QLD)	Yamaha YZF-R3	1:59.516	1
4:04.106	68	Luke POWER (VIC)	Yamaha YZF-R3	1:54.456	2
4:07.004	44	Tom BRAMICH (VIC)	Yamaha YZF-R3	1:51.504	2
5:57.671	20	Hunter FORD (NSW)	Yamaha YZF-R3	1:49.503	3

The results are provisional until the end of the time limit for protests and appeals.

Scott Lang
 Chief Time Keeper - Scott Lang

Tom Williams
 Clerk of Course - Tom Williams





ASBK.COM.AU f t i y

Round 7 : Phillip Island GP Circuit : October 12 - 14

YAMAHA MOTOR FINANCE R3 CUP

Qualifying 2

Date: 13/10/18
 Event: Q09
 Weather: Sunny - Temp: 18.1C
 Track: Dry - Temp: 40.7C

Started at: 13:15:02
 Laps: 15 Min
 Starters: 20
 Printed at: 13:35

PROVISIONAL BEST PARTIAL TIMES

Pos	Split 1		Split 2		Split 3		Split 4		LAP		Ideal	Fastest
	Name	Time	Name	Time	Name	Time	Name	Time	Name	Time		
1	H. FORD	26.345	L. TAYLOR	31.669	M. STAUFFER	20.729	Z. FORD	30.052	L. TAYLOR	1:49.198	1:51.100	
2	T. RELPH	26.412	M. STAUFFER	31.899	L. TAYLOR	20.751	H. KHOURI	30.095	M. STAUFFER	1:49.281	1:49.730	
3	M. STAUFFER	26.474	H. FORD	31.949	H. FORD	20.829	H. FORD	30.163	H. FORD	1:49.286	1:49.503	
4	L. TAYLOR	26.490	T. RELPH	31.983	T. BRAMICH	20.844	M. STAUFFER	30.179	T. RELPH	1:49.618	1:50.085	
5	S. REDMAN	26.535	C. O'BRIEN	32.024	C. O'BRIEN	20.851	T. BRAMICH	30.190	H. KHOURI	1:49.688	1:50.124	
6	C. O'BRIEN	26.540	H. KHOURI	32.081	Z. LEVY	20.852	L. TAYLOR	30.288	C. O'BRIEN	1:49.737	1:49.958	
7	B. PICKETT	26.585	J. LYTRAS	32.147	Z. FORD	20.858	C. O'BRIEN	30.322	Z. FORD	1:49.923	1:50.742	
8	H. KHOURI	26.636	Z. LEVY	32.155	T. RELPH	20.862	M. KUHNE	30.324	T. BRAMICH	1:50.108	1:50.589	
9	Z. FORD	26.687	L. POWER	32.198	H. KHOURI	20.876	T. RELPH	30.361	Z. LEVY	1:50.210	1:50.689	
10	M. KUHNE	26.723	L. JHONSTON	32.224	S. REDMAN	20.884	B. PICKETT	30.361	M. KUHNE	1:50.263	1:50.765	
11	T. BRAMICH	26.793	T. BRAMICH	32.281	M. KUHNE	20.922	Z. LEVY	30.404	S. REDMAN	1:50.344	1:50.985	
12	Z. LEVY	26.799	L. BROWN	32.287	L. BROWN	21.065	S. REDMAN	30.572	B. PICKETT	1:50.609	1:52.103	
13	L. POWER	26.839	M. KUHNE	32.294	J. BRETT	21.134	L. BROWN	30.734	L. POWER	1:51.119	1:52.260	
14	J. BRETT	26.858	Z. FORD	32.326	L. POWER	21.152	J. LYTRAS	30.909	L. BROWN	1:51.223	1:51.938	
15	T. RYAN	27.063	S. REDMAN	32.353	J. LYTRAS	21.173	L. POWER	30.930	L. JHONSTON	1:51.656	1:52.699	
16	L. BROWN	27.137	B. PICKETT	32.470	B. PICKETT	21.193	L. JHONSTON	31.046	J. LYTRAS	1:51.728	1:51.908	
17	L. JHONSTON	27.183	T. RYAN	32.762	L. JHONSTON	21.203	T. RYAN	31.171	J. BRETT	1:52.042	1:52.976	
18	J. LYTRAS	27.499	J. BRETT	32.793	T. RYAN	21.281	J. BRETT	31.257	T. RYAN	1:52.277	1:52.883	
19	J. HAZELDEN	27.989	J. COUSENS	33.487	J. COUSENS	21.816	J. COUSENS	31.535	J. COUSENS	1:54.921	1:55.000	
20	J. COUSENS	28.083	J. HAZELDEN	34.288	J. HAZELDEN	22.097	J. HAZELDEN	32.329	J. HAZELDEN	1:56.703	1:57.602	

The results are provisional until the end of the time limit for protests and appeals.



Chief Time Keeper - Scott Lang

Clerk of Course - Tom Williams



www.computime.com.au
 COMPUTIME RACE TIMING SYSTEMS PTY LTD



ASBK.COM.AU f t i y

Round 7 : Phillip Island GP Circuit : October 12 - 14

YAMAHA MOTOR FINANCE R3 CUP

Overall Qualifying

PROVISIONAL MERGED CLASSIFICATION

Date: 13/10/18

Printed at: 13:35

Pos	No	Name	Machine	Event Q04	Event Q09	Fastest Lap
1	151	Lucky TAYLOR (QLD) / Shark Leathers / RideDynamics / X-lite Helmets / Liqui Moly / LKI Brand / Quicklap Perf.	Yamaha YZF-R3	1:48.910	1:51.100	1:48.910
2	20	Hunter FORD (NSW) / Yamaha / YRD / South Sydney Comm. / Sport Savvy / Sunatio / Total Property Maint.	Yamaha YZF-R3	1:49.442	1:49.503	1:49.442
3	44	Tom BRAMICH (VIC) / JLT / Yamaha / Nolan	Yamaha YZF-R3	1:49.587	1:50.589	1:49.587
4	127	Max STAUFFER (NSW) / Rock Oil / Suomy / YRD / Doctor Mak / Speed Angle / Shark Leathers / Chris Watson M-c	Yamaha YZF-R3	1:51.068	1:49.730	1:49.730
5	10	Callum O'BRIEN (WA) / Banhams WA	Yamaha YZF-R3	1:52.090	1:49.958	1:49.958
6	308	John LYTRAS (QLD) / Caboolture Yamaha / Australian Civil Solns. / Dave's Smash Repairs / Surnatio Leathers	Yamaha YZF-R3	1:49.983	1:51.908	1:49.983
7	28	Tayla RELPH (QLD) / Baldivis Forklifts	Yamaha YZF-R3	1:50.088	1:50.085	1:50.085
8	43	Harry KHOURI (NSW) / Excite M-sports / Shark Leathers / Hi-tec Oils / NSW Helicopters / Race Center	Yamaha YZF-R3	1:52.369	1:50.124	1:50.124
9	87	Zac LEVY (QLD) / Puma RV's / Yamaha bLU cRU / Kabuto Helmets / FIVE Gloves / Hannay Lawyers	Yamaha YZF-R3	1:50.464	1:50.689	1:50.464
10	17	Zane FORD (NSW) / Yamaha / YRD / South Sydney Comm. / Sport Savvy / Sunatio / Total Property Maint.	Yamaha YZF-R3	1:51.050	1:50.742	1:50.742
11	58	Mitch KUHNE (QLD) / Shark Leathers / Nolan Helmets / Phresh Ink / Liqui Moly / Moto Products	Yamaha YZF-R3	1:52.097	1:50.765	1:50.765
12	355	Laura BROWN (NSW) / WNR / Shark Helmets / Falco M-cycle Boots / GB Racing / Motul / Pirelli	Yamaha YZF-R3	1:50.933	1:51.938	1:50.933
13	49	Stephanie REDMAN (QLD) / Awesome Haz #43	Yamaha YZF-R3	1:52.857	1:50.985	1:50.985
14	68	Luke POWER (VIC) / G. Williams Eng. / Traction Control Susp. / APT Wealth / HPC Coatings / RTR	Yamaha YZF-R3	1:51.038	1:52.260	1:51.038
15	25	Luke JHONSTON (NSW) / Motul / Davis Bikeworx / Moto Garage	Yamaha YZF-R3	1:51.938	1:52.699	1:51.938
16	15	Bronson PICKETT (WA) / Silkolene Oils / M&B Rubbish Disposal	Yamaha YZF-R3	1:52.802	1:52.103	1:52.103
17	22	Keegan PICKERING (NSW) / Sunatio / KYT / Sport Savvy Aust. / Earmould Aust. / KYZAC Powdercoating	Yamaha YZF-R3	1:52.211		1:52.211
18	334	Jack COUSENS (VIC) / Cousens Eng. / Dandenong Packaging Machinery / TM Performance / A.T Racing	Yamaha YZF-R3	1:52.355	1:55.000	1:52.355
19	70	Troy RYAN (NSW) / Taree M-cycles / Yamaha YRD / SBS Brakes / DNA Filters / Forma Boots	Yamaha YZF-R3	1:52.727	1:52.883	1:52.727
20	96	Jake BRETT (NSW) / BikeBiz / Alpinestars / HJC Helmets / West Sliders / Prospect Dental Clinic	Yamaha YZF-R3	1:53.876	1:52.976	1:52.976
21	73	John HAZELDENE (VIC) / Hazeldenes Chicken Farm PL	Yamaha YZF-R3	1:57.451	1:57.602	1:57.451


*** ALL RIDERS QUALIFY ***

The results are provisional until the end of the time limit for protests and appeals.



Chief Time Keeper - Scott Lang

Clerk of Course - Tom Williams



www.computime.com.au
COMPUTIME RACE TIMING SYSTEMS PTY LTD



ASBK.COM.AU f t i y

Round 7 : Phillip Island GP Circuit : October 12 - 14

YAMAHA MOTOR FINANCE R3 CUP

EVENTS 2, 8, & 16

PROVISIONAL MERGED GRID SHEET

Date: 13/10/18

Printed at: 13:35



1	1 151 L. TAYLOR 1:48.910	2 20 H. FORD 1:49.442	3 44 T. BRAMICH 1:49.587
2	4 127 M. STAUFFER 1:49.730	5 10 C. O'BRIEN 1:49.958	6 308 J. LYTRAS 1:49.983
3	7 28 T. RELPH 1:50.085	8 43 H. KHOURI 1:50.124	9 87 Z. LEVY 1:50.464
4	10 17 Z. FORD 1:50.742	11 58 M. KUHNE 1:50.765	12 355 L. BROWN 1:50.933
5	13 49 S. REDMAN 1:50.985	14 68 L. POWER 1:51.038	15 25 L. JHONSTON 1:51.938
6	16 15 B. PICKETT 1:52.103	17 22 K. PICKERING 1:52.211	18 334 J. COUSENS 1:52.355
7	19 70 T. RYAN 1:52.727	20 96 J. BRETT 1:52.976	21 73 J. HAZELDENE 1:57.451

Scott Lang

Chief Time Keeper - Scott Lang

Tom Williams

Clerk of Course - Tom Williams



www.computime.com.au
COMPUTIME RACE TIMING SYSTEMS PTY LTD

